

# Tips, Tools, and Techniques for Learning the Craft of Heritage Crafts

Heritage crafts are a rich tapestry of tradition, skill, and creativity that have been passed down through generations. From woodworking and pottery to weaving and basketry, these crafts reflect the cultural heritage of a particular region and contribute to preserving our history. If you have a passion for these crafts and want to learn the art, this article will provide you with tips, tools, and techniques to get started.

## The Importance of Learning Heritage Crafts

As we embrace modern technology and innovation, it's essential not to forget the roots that define our identity. Heritage crafts provide a link to our cultural heritage, fostering a sense of pride and preserving traditions that could otherwise disappear. By learning these crafts, you become a guardian of a valuable and timeless art form.


## Tips for Learning Heritage Crafts

### 1. Research and Explore

Before diving into a particular craft, take the time to research and explore its history, significance, and various techniques. Visit museums, attend craft fairs, and engage with artisans who have years of experience. Understanding the craft's origins and development will provide you with a solid foundation to build upon.

**Theorem Painting: Tips, Tools, and Techniques for Learning the Craft (Heritage Crafts)**

by Linda E. Brubaker (Kindle Edition)



★★★★☆ 4.7 out of 5

Language : English  
File size : 44640 KB  
Text-to-Speech : Enabled  
Screen Reader : Supported  
Enhanced typesetting : Enabled  
Print length : 479 pages



## 2. Find a Mentor or Join a Community

Learning from experienced crafters can significantly speed up your skill acquisition. Look for local artisans or craft guilds that offer workshops or apprenticeships. Having a mentor will allow you to learn from their expertise, ask questions, and receive feedback tailored to your progress.

## 3. Start with Basic Tools

When beginning your journey, it's crucial to start with a basic set of tools. This approach will help you master fundamental techniques before investing in more specialized equipment. For example, if you're interested in woodworking, start with a sturdy workbench, a set of chisels, and hand saws. As you progress, you can gradually expand your tool collection.

## 4. Attend Workshops and Courses

Participating in workshops and courses is an excellent way to acquire new skills and network with fellow enthusiasts. Many craft schools and organizations offer short-term courses or weekend workshops where you can learn from experts in an immersive environment. Take advantage of these opportunities to gain hands-on experience and learn advanced techniques.

## **5. Practice Consistently**

Like any skill, learning heritage crafts requires consistent practice. Set aside dedicated time each week to hone your craft. Repetition and perseverance will help you refine your technique and develop an intuitive understanding of the materials you're working with.

## **6. Experiment and Innovate**

While traditional techniques form the foundation of heritage crafts, don't be afraid to experiment and inject your own creative touch. Innovation keeps crafts alive and relevant in modern times. Challenge yourself to explore new materials, combine techniques from different crafts, and push the boundaries of what's possible.

## **Tools for Heritage Craft Learning**


### **1. Online Resources**

The internet provides a vast array of resources to aid your learning journey. Look for online tutorials, blogs, and forums specific to your craft. YouTube and other video-sharing platforms often have instructional videos that can guide you through various techniques step by step.



## **2. Craft Books and Magazines**

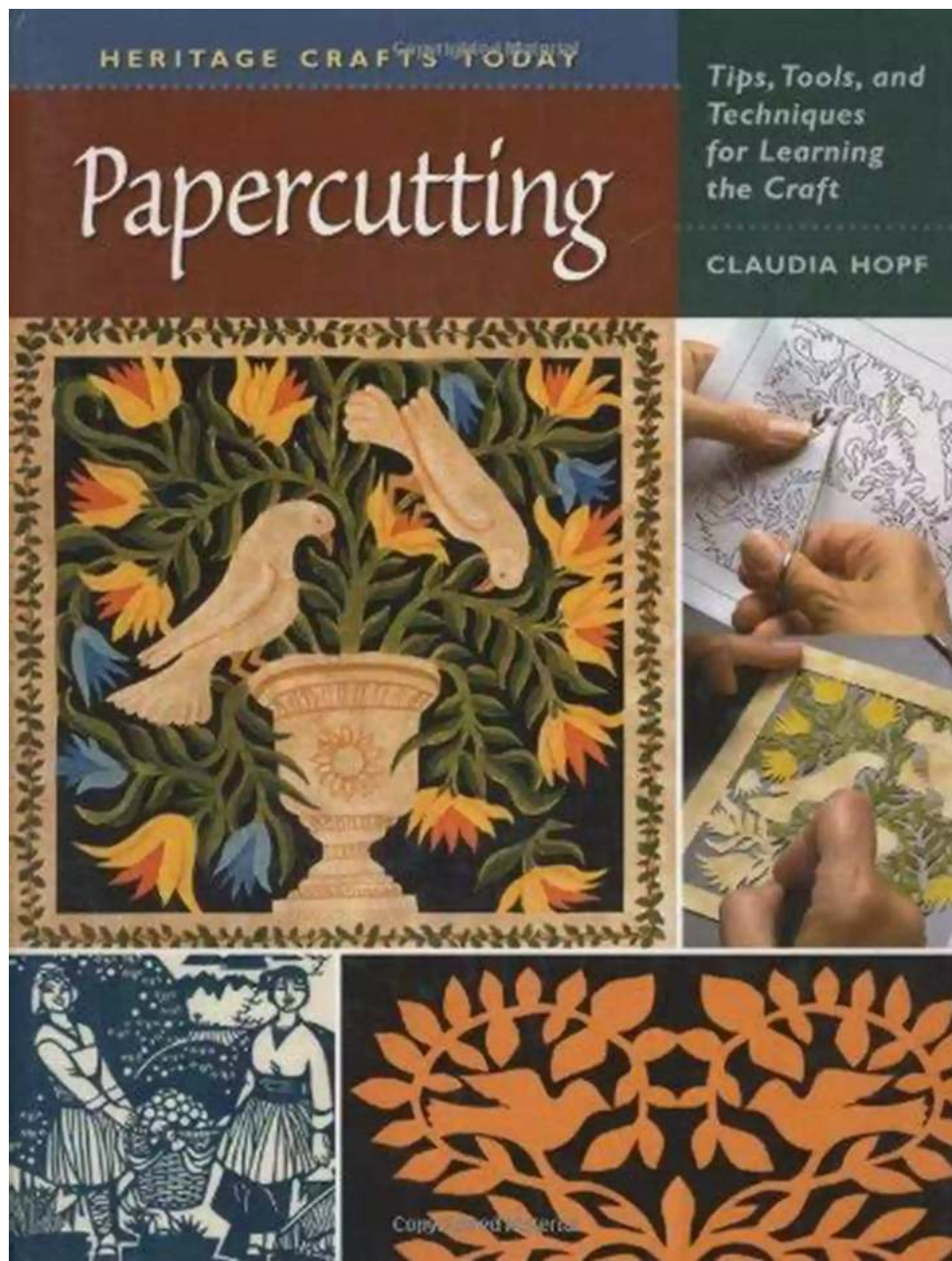
Books and magazines dedicated to heritage crafts offer in-depth knowledge and inspiration. Explore titles related to your interests and build a library of reference materials that you can revisit whenever you need guidance or new ideas.



### 3. Craft Kits and Starter Sets

Many craft supply retailers offer starter kits that contain the basic tools and materials needed to begin a specific craft. These kits are ideal for beginners as they provide everything you need in one convenient package. Once you feel comfortable with the basics, you can gradually expand your collection with specialized tools and materials.





## Techniques for Heritage Craft Learning

### 1. Mastering Hand Skills

Heritage crafts are often known for their emphasis on hand skills. Practice using your hands to execute precise and delicate tasks, whether it's carving wood, shaping clay, or weaving intricate patterns. Slow and deliberate movements will help you develop control and finesse.

## 2. Understanding Materials

Each craft relies on specific materials. Take the time to understand the characteristics and properties of the materials you're working with. This understanding will allow you to make informed decisions and create pieces that stand the test of time.

## 3. Problem-Solving and Adaptability

In the world of heritage crafts, challenges are inevitable. Embrace problem-solving as an essential part of the learning process. Approach obstacles with a creative mindset and find innovative solutions to overcome them. Flexibility and adaptability will contribute to your growth as a skilled craftsperson.

## 4. Attention to Detail

Details define the quality and beauty of heritage craftworks. Train your eye to notice even the smallest intricacies. Pay attention to proportions, symmetry, textures, and finishes. Over time, your ability to observe and replicate minute details will greatly enhance your craftwork.


Learning the craft of heritage crafts is a rewarding journey that not only connects you with the rich cultural heritage of our ancestors but also provides an avenue for personal growth and creativity. By following these tips, utilizing the right tools, and adopting the relevant techniques, you can embark on a fulfilling path to mastering these timeless arts. So, start your journey today and unlock the wonders of heritage crafts.

### **Theorem Painting: Tips, Tools, and Techniques for Learning the Craft (Heritage Crafts)**

by Linda E. Brubaker (Kindle Edition)

★★★★☆ 4.7 out of 5

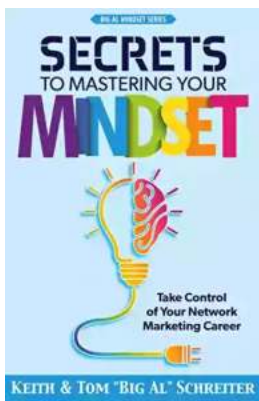
Language : English



File size : 44640 KB  
Text-to-Speech : Enabled  
Screen Reader : Supported  
Enhanced typesetting : Enabled  
Print length : 479 pages



Traditional theorem painting involves making multiple-overlay stencils and using them to paint primitive, three-dimensional pictures on velvet. In this book, acclaimed painter Linda E. Brubaker offers expert advice on selecting tools and materials, making stencils, mounting velvet, and mixing colors, along with painting exercises and tips for removing mistakes. Step-by-step instructions and patterns are provided for 9 complete projects, including designs for fruits, flowers, a butterfly, a mallard duck, and a bucolic memorial scene. Techniques for attractive and safe framing are also discussed. Full-color throughout.



## Take Control Of Your Network Marketing Career

Are you tired of working long hours to build someone else's dream? Do you dream of escaping the monotonous 9-to-5 job and achieving financial freedom? ...






## The Enigmatic Talent of Rype Jen Selk: A Musical Journey Like No Other

When it comes to musical prodigies, there are few that can match the enigmatic talent of Rype Jen Selk. With a musical journey that spans across genres and ignites a...



## Unveiling the Rich History and Poetry of Shiraz in Iranian Studies 10

When it comes to the cultural heritage of Iran, few cities can rival the richness and significance of Shiraz. Known as the City of Love and Poetry, Shiraz has...



## How Impatience Can Be Painful In French And English

: In today's fast-paced world, impatience has become an ever-present aspect of our lives. We are constantly seeking instant gratification, wanting things to happen quickly...



## Sewing For Sissy Maids - Unleashing Your Creative Side

Are you ready to dive into the enchanting world of sewing for sissy maids? Whether you want to create your own beautiful sissy maid outfits or indulge in...



## **GST Compensation to States: Ensuring Fiscal Stability during the Pandemic**

In the wake of the COVID-19 pandemic, governments around the world have been grappling with the economic fallout, trying to find ways to stabilize their economies and...



## **Learn How to Play Blackjack: A Comprehensive Guide for Beginners**

Blackjack, also known as twenty-one, is one of the most popular card games in both brick-and-mortar and online casinos. This thrilling game of skill and luck has been...



## **Complete Guide Through Belgium And Holland Or Kingdoms Of The United**

Welcome, travel enthusiasts, to a complete guide through Belgium and Holland - the enchanting Kingdoms of the United! This picturesque region offers a delightful...