


The Ultimate Guide: Design and Build Your Dream Greenhouse Garden!

Have you ever dreamt of having your own greenhouse garden, where you can grow an abundance of fresh vegetables, herbs, and plants all year round? A magical place where you can escape to and indulge in your love for gardening, without worrying about the changing seasons or limited space?

Well, today is your lucky day! In this comprehensive guide, we will walk you through the process of designing and building your very own greenhouse garden, tailored to your needs and preferences.

The Importance of a Greenhouse Garden

A greenhouse garden is more than just an enclosed space to grow your favorite plants. It is a sanctuary that offers numerous benefits to both the environment and you, the gardener. Here are a few reasons why having a greenhouse garden is a fantastic idea:



Hydroponics DIY: Beginners Guide On How To Design And Build your Greenhouse Garden For Growing Plants In Water. NEW & IMPROVED! (Gardening Book 1) by Nick Baras(Kindle Edition)

★★★★☆ 4.5 out of 5

Language	: English
File size	: 2754 KB
Text-to-Speech	: Enabled
Screen Reader	: Supported
Enhanced typesetting	: Enabled
X-Ray	: Enabled
Print length	: 122 pages
Lending	: Enabled



- **Extended Growing Season:** With a greenhouse garden, you can start planting earlier in spring and extend your harvest well into the fall or even winter.
- **Protection from Harsh Weather:** A greenhouse garden provides a sheltered environment, shielding your plants from extreme temperatures, heavy rains, and strong winds.
- **Controlled Conditions:** You have full control over temperature, humidity, and light, allowing you to create the perfect growing conditions for your plants, regardless of the outdoor weather.
- **Year-round Harvest:** Say goodbye to seasonal limitations! Enjoy fresh produce from your greenhouse garden all year long, no matter where you live.

Step-by-Step Guide to Design and Build a Greenhouse Garden

Step 1: Select the Perfect Location

The first crucial step in designing your greenhouse garden is selecting the ideal location. Consider the following factors:

- **Sun Exposure:** Choose a spot with maximum sun exposure throughout the day.
- **Access to Water and Electricity:** Ensure easy access to water for irrigation and electricity for heating, cooling, and lighting systems.
- **Space:** Measure the available space to determine the size and shape of your greenhouse garden.

Step 2: Choose the Right Greenhouse Structure

The next step involves selecting the right greenhouse structure to suit your needs:

- Options range from traditional glass or polycarbonate greenhouses to hoop houses and lean-to structures.
- Consider the size, ventilation, insulation, and durability of the structure.
- Be mindful of any building regulations or permits required in your area.

Step 3: Design for Optimal Functionality

Now it's time to design the interior of your greenhouse garden for optimal functionality:

- Plan the layout of your beds, pathways, and irrigation system.
- Consider installing shelves, benches, or hanging baskets for efficient space utilization.
- Include proper ventilation and shading systems to control temperature and humidity.

Step 4: Choose the Right Plants

No greenhouse garden is complete without carefully selected plants. Consider these factors when choosing:

- **Climate:** Select plants that thrive in the specific temperatures and conditions of your greenhouse.
- **Space:** Take into account the size of your greenhouse and ensure plants have enough room to grow.

- Types of Crops: Choose between flowers, vegetables, herbs, or a combination depending on your preferences and goals.

Step 5: Create an Optimal Growing Environment

Creating the perfect growing environment is key to a thriving greenhouse garden:


- Monitor and control temperature, humidity, and ventilation regularly.
- Invest in proper lighting systems to supplement natural light.
- Implement a pest control strategy to keep unwanted critters at bay.
- Water your plants regularly and ensure proper drainage.

Congratulations! You have completed your beginner's guide on designing and building your greenhouse garden. With this newfound knowledge and careful planning, you can now embark on an exciting journey of growing your favorite plants all year round.

Remember, designing and building a greenhouse garden requires careful consideration of various factors such as location, structure, functionality, and plant selection. By following this guide, you'll be well on your way to creating a thriving greenhouse garden that will bring joy, beauty, and fresh produce into your life.

So, what are you waiting for? Start designing and building your dream greenhouse garden today!

Hydroponics DIY: Beginners Guide On How To Design And Build your Greenhouse Garden For Growing Plants In Water. NEW & IMPROVED! (Gardening Book 1) by Nick Baras(Kindle Edition)



★ ★ ★ ★ ☆	4.5 out of 5
Language	: English
File size	: 2754 KB
Text-to-Speech	: Enabled
Screen Reader	: Supported
Enhanced typesetting	: Enabled
X-Ray	: Enabled
Print length	: 122 pages
Lending	: Enabled



They laughed at you each time you talked about growing your plants hydroponically, but not when your crops started growing!

If you want to master the art and science of creating a cheap, and amazing garden using hydroponics, even if you don't have a backyard, this is the book for you.

The average person knows little if anything about hydroponics; however, the practice of growing plants without soil has been known and used for more than 1000 years.

Real hydroponic culture generally means growing plants in a nutrient solution using no soil or other rooting medium, although today almost all of the many different methods of growing plants without soil employ various types of inert materials for a rooting medium, such as gravel, perlite, vermiculite, or others.

The first attempts to grow plants without soil were documented in ancient Babylon and also in the Aztec civilization of ancient Mexico. Even the famous explorer Marco Polo documented this practice in the Chinese Empire.

More recently, in World War II, the United States extensively used

hydroponics to furnish its troops with fresh vegetables in places where there was no soil available, or the proper conditions to grow using conventional agriculture.

And Still, The Average Person Ignores The Power Of These Techniques!

The modern world, now with more than seven billion people, a number which is constantly growing, has been forced to use this technology to fulfill the food needs of the population without taking up more of the earth's precious land and resources, and the majority of the modern food industry is now closely related to hydroponics.

The good news is that with modern technology, hydroponics has never been so simple to implement!

With HYDROPONICS DIY you will be able to set up your own Hydroponic system quickly, whether you are a professional grower or a first time hobbyist, it doesn't matter, with the detailed explanations contained in this book in just a little time you will have your personal greenhouse ready to produce.

HYDROPONICS DIY will teach you how to set up the greenhouse, how to set up the irrigation system so that it can be automatically controlled, how to deal with heating and cooling, and how to control natural sunlight if you have it available.

And there is more.

Once you have created the hardware, you will need to know how to run it properly.

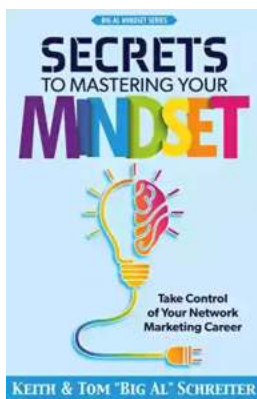
HYDROPONICS DIY will teach you how to deal with poor quality water (if that's what you have in your area), how to create your own mixture of nutrients, and it gives some proven formulas useful for the most common types of culture, also, it will teach you how to take care of your crop and what to do in the case when things go wrong.

Dealing with fungi, viruses, insects, and other diseases will never be a problem when you use the information contained in this book, and, as a bonus, you will receive tons of tips and tricks based on years of experience.

This will save you lots of money, time and frustration by not making those silly mistakes, if only someone had told you before!!

Should you not be interested in growing tomatoes or cucumbers, and perhaps you prefer flowers, that's good, there is still something I can teach you, because with hydroponics you can grow almost anything you want anywhere you want.

Don't just hang around, GRAB ALL THE INFORMATION YOU NEED NOW to start your own hydroponic system tomorrow.



Take Control Of Your Network Marketing Career

Are you tired of working long hours to build someone else's dream? Do you dream of escaping the monotonous 9-to-5 job and achieving financial freedom? ...




The Enigmatic Talent of Rype Jen Selk: A Musical Journey Like No Other

When it comes to musical prodigies, there are few that can match the enigmatic talent of Rype Jen Selk. With a musical journey that spans across genres and ignites a...



Unveiling the Rich History and Poetry of Shiraz in Iranian Studies 10

When it comes to the cultural heritage of Iran, few cities can rival the richness and significance of Shiraz. Known as the City of Love and Poetry, Shiraz has...



How Impatience Can Be Painful In French And English

: In today's fast-paced world, impatience has become an ever-present aspect of our lives. We are constantly seeking instant gratification, wanting things to happen quickly...



Sewing For Sissy Maids - Unleashing Your Creative Side

Are you ready to dive into the enchanting world of sewing for sissy maids? Whether you want to create your own beautiful sissy maid outfits or indulge in...



GST Compensation to States: Ensuring Fiscal Stability during the Pandemic

In the wake of the COVID-19 pandemic, governments around the world have been grappling with the economic fallout, trying to find ways to stabilize their economies and...



Learn How to Play Blackjack: A Comprehensive Guide for Beginners

Blackjack, also known as twenty-one, is one of the most popular card games in both brick-and-mortar and online casinos. This thrilling game of skill and luck has been...



Complete Guide Through Belgium And Holland Or Kingdoms Of The United

Welcome, travel enthusiasts, to a complete guide through Belgium and Holland - the enchanting Kingdoms of the United! This picturesque region offers a delightful...