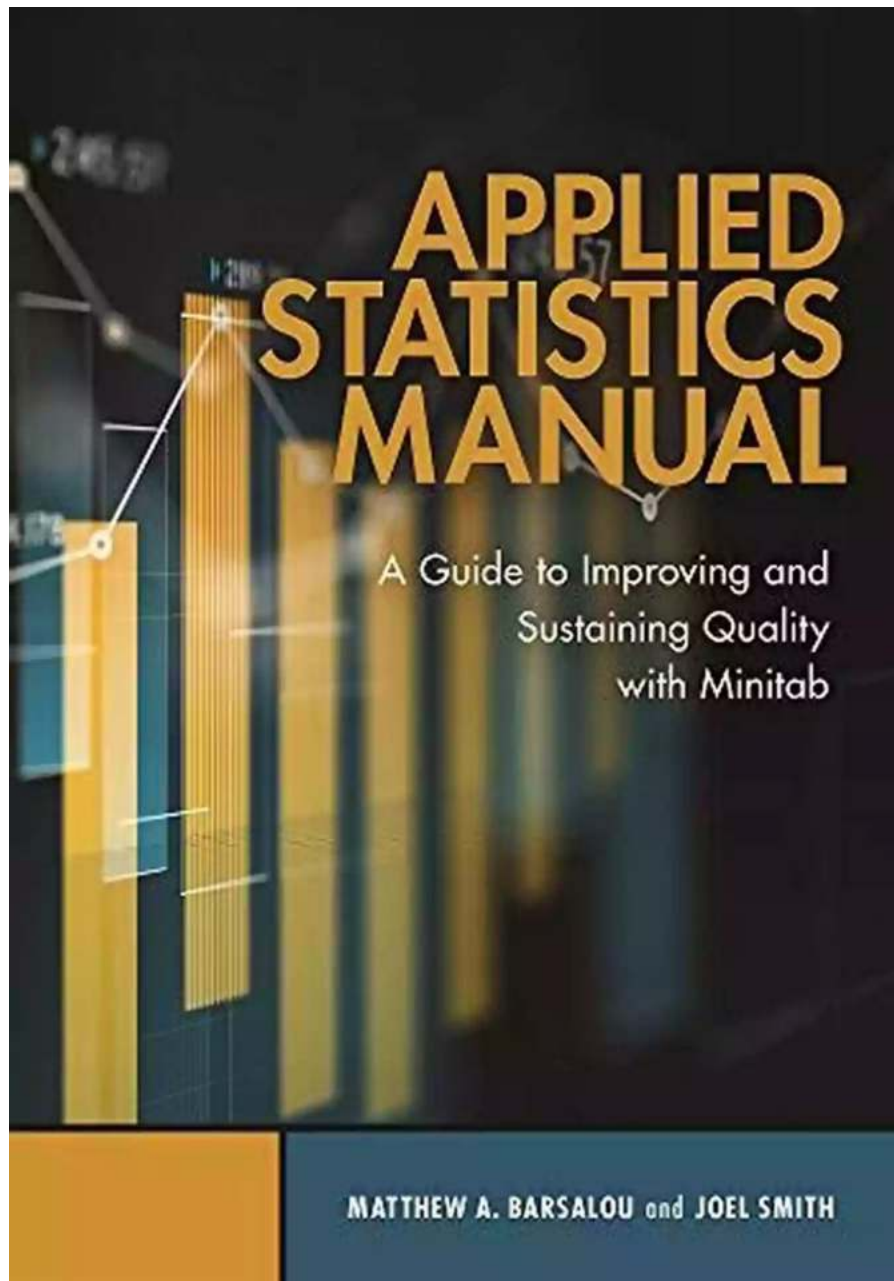


Guide To Improving And Sustaining Quality With Minitab




In today's competitive business environment, ensuring and maintaining high quality is crucial for the success and growth of any organization. Quality improvement techniques and tools play a significant role in achieving and

sustaining this high level of quality. One such powerful tool is Minitab, a statistical software package extensively used for quality improvement and data analysis.

The Power of Minitab

Minitab offers a wide range of statistical analysis capabilities, making it an essential tool for quality professionals, engineers, and data analysts. Its intuitive interface and extensive array of features enable users to effectively analyze, visualize, and interpret data, ultimately aiding in the improvement and sustained quality of products and processes.



Applied Statistics Manual: A Guide to Improving and Sustaining Quality with Minitab

by Matthew A. Barsalou (Kindle Edition)

★★★★☆ 4.3 out of 5

Language : English

File size : 168545 KB

Text-to-Speech : Enabled

Screen Reader : Supported

Enhanced typesetting : Enabled

Word Wise : Enabled

Print length : 544 pages



Understanding Data Analysis with Minitab

Data analysis is the cornerstone of quality improvement, and Minitab provides a comprehensive suite of tools for this purpose. Through its various statistical techniques, Minitab allows users to identify patterns, trends, and relationships within data sets. With this understanding, organizations can make informed decisions based on data-driven insights, leading to enhanced quality control and process optimization.

Statistical Techniques for Quality Improvement

Minitab offers an extensive range of statistical techniques for quality improvement, including hypothesis testing, design of experiments (DOE), regression analysis, control charts, and more. These techniques enable organizations to assess the impact of process changes, identify factors affecting quality, and optimize process parameters, contributing to sustained quality improvement in their operations.

Visualizing Data with Minitab

Effective visualization of data is crucial for drawing meaningful insights and identifying improvement opportunities. Minitab offers a variety of graphical tools such as histograms, scatter plots, box plots, and Pareto charts, making it easier to understand complex data sets. These visualizations facilitate the identification of trends, outliers, and areas requiring immediate attention, enabling organizations to take proactive measures to improve quality.

Minitab's Quality Control Tools

Minitab's quality control tools provide an efficient way to monitor and control the quality of products and processes. Control charts, for instance, help in detecting variations and abnormalities in processes, allowing organizations to take timely corrective action. Minitab's capability to generate detailed reports and statistical summaries simplifies the analysis and documentation of quality-related information, aiding in compliance with industry standards and regulations.

Implementing Minitab for Quality Improvement

Implementing Minitab for quality improvement involves a systematic approach to leverage its capabilities effectively. It requires understanding the specific needs and goals of the organization, training employees in Minitab, and establishing a


structured framework for using the software. By aligning Minitab with quality improvement initiatives, organizations can maximize its potential and drive sustainable quality improvement.

Case Studies: Real-Life Applications

Real-life case studies serve as a valuable source of inspiration and learning for organizations planning to leverage Minitab for quality improvement. This section of the guide will explore various industries and their successful implementation of Minitab in improving and sustaining quality. These case studies will demonstrate the wide applicability of Minitab across different sectors and highlight the significant impact it has had on quality outcomes.

Minitab is a powerful tool that can revolutionize the way organizations approach quality improvement. By harnessing its statistical analysis capabilities, visualizations, and quality control tools, organizations can make data-driven decisions and sustain high-quality standards. The guide presented here lays the foundation for improving and sustaining quality with Minitab and serves as a comprehensive resource for those seeking effective quality management solutions.

Published by: Your Company | Date: December 31, 2021



Applied Statistics Manual: A Guide to Improving and Sustaining Quality with Minitab

by Matthew A. Barsalou (Kindle Edition)

★★★★☆ 4.3 out of 5

Language : English

File size : 168545 KB

Text-to-Speech : Enabled

Screen Reader : Supported

Enhanced typesetting : Enabled

Word Wise : Enabled

Print length : 544 pages



This book was written to provide guidance for those who need to apply statistical methods for practical use. While the book provides detailed guidance on the use of Minitab for calculation, simply entering data into a software program is not sufficient to reliably gain knowledge from data. The software will provide an answer, but the answer may be wrong if the sample was not taken properly, the data was unsuitable for the statistical test that was performed, or the wrong test was selected. It is also possible that the answer will be correct, but misinterpreted. This book provides both guidance in applying the statistical methods described as well as instructions for performing calculations without a statistical software program such as Minitab.

One of the authors is a professional statistician who spent nearly 13 years working at Minitab and the other is an experienced and certified Lean Six Sigma Master Black Belt. Together, they strive to present the knowledge of a statistician in a format that can be easily understood and applied by non-statisticians facing real-world problems.

Their guidance is provided with the goal of making data analysis accessible and practical. Rather than focusing on theoretical concepts, the book delivers only the information that is critical to success for the practitioner. It is a thorough guide for those who have not yet been exposed to the value of statistics, as well as a reliable reference for those who have been introduced to statistics but are not yet confident in their abilities.



Take Control Of Your Network Marketing Career

Are you tired of working long hours to build someone else's dream? Do you dream of escaping the monotonous 9-to-5 job and achieving financial freedom? ...



The Enigmatic Talent of Rype Jen Selk: A Musical Journey Like No Other

When it comes to musical prodigies, there are few that can match the enigmatic talent of Rype Jen Selk. With a musical journey that spans across genres and ignites a...



Unveiling the Rich History and Poetry of Shiraz in Iranian Studies 10

When it comes to the cultural heritage of Iran, few cities can rival the richness and significance of Shiraz. Known as the City of Love and Poetry, Shiraz has...



How Impatience Can Be Painful In French And English

: In today's fast-paced world, impatience has become an ever-present aspect of our lives. We are constantly seeking instant gratification, wanting things to happen quickly...



Sewing For Sissy Maids - Unleashing Your Creative Side

Are you ready to dive into the enchanting world of sewing for sissy maids? Whether you want to create your own beautiful sissy maid outfits or indulge in...



GST Compensation to States: Ensuring Fiscal Stability during the Pandemic

In the wake of the COVID-19 pandemic, governments around the world have been grappling with the economic fallout, trying to find ways to stabilize their economies and...



Learn How to Play Blackjack: A Comprehensive Guide for Beginners

Blackjack, also known as twenty-one, is one of the most popular card games in both brick-and-mortar and online casinos. This thrilling game of skill and luck has been...



Complete Guide Through Belgium And Holland Or Kingdoms Of The United

Welcome, travel enthusiasts, to a complete guide through Belgium and Holland - the enchanting Kingdoms of the United! This picturesque region offers a delightful...

