

Easy Ways To Personalize Hats, Bandanas, Totes, Denim, And Your Favorite Clothing

Are you tired of wearing the same old plain hats, bandanas, totes, denim, and other clothing? Well, worry no more! In this article, we will explore some exciting and easy ways to personalize these items and give them a unique touch.

Whether you want to create a trendy accessory or add a pop of color to your outfit, we have you covered. So, grab your creativity and get ready to transform your favorite clothing pieces!

1. Embroidery: Timeless Elegance

Embroidery has been popular for centuries, and there's a good reason for it. It adds a touch of elegance and sophistication to any clothing item. Whether you choose to embroider a hat, bandana, tote bag, or denim jacket, the possibilities are endless. You can pick your favorite design, from floral patterns to intricate typography, or even create a personalized monogram. With a needle, thread, and a bit of patience, you can create a one-of-a-kind piece that reflects your unique style.

Beautiful EMBROIDERED ACCESSORIES



EASY WAYS TO PERSONALIZE
Hats, Bandanas, Totes, Denim
and Your Favorite Clothing

**LEXI MIRE
BRANTMAN**
founder of Mire Made Embroidery



Beautiful Embroidered Accessories: Easy Ways to Personalize Hats, Bandanas, Totes, Denim and Your Favorite Clothing by Tamsin Harvey (Kindle Edition)

★★★★☆ 4.6 out of 5

Language : English

File size : 265432 KB

Text-to-Speech : Enabled

Screen Reader : Supported

Enhanced typesetting : Enabled



2. Patches: Funky and Fun

If you're looking for a quick and easy way to personalize your clothing, patches are the way to go. These funky accessories add a touch of personality and make a bold statement. From cute emojis to vintage band logos, you can find patches in almost any design imaginable. Simply iron or sew them onto your hats, bandanas, totes, denim, or any other fabric you want to personalize. Mix and match different patches to create a unique collage, or go for a minimalist look with a single eye-catching patch. The choice is yours!



3. Tie-Dye: Retro Vibes

There's nothing quite as iconic as tie-dye when it comes to personalized clothing. This psychedelic print brings back the retro vibes and adds a playful touch to any garment. Whether you want to DIY or purchase a pre-dyed item, tie-dye is a versatile technique that works well on hats, bandanas, totes, and denim.


Experiment with different color combinations, patterns, and techniques, such as the classic spiral or the trendy ice dye. Embrace your inner hippie and rock this colorful trend!



4. Fabric Paint: Let Your Imagination Soar

If you have an artistic side, fabric paint is a fantastic way to unleash your creativity. Whether you're a skilled painter or a beginner, you can personalize your favorite clothing items with a few strokes of a brush. From hand-painted flowers to abstract designs, fabric paint allows you to create unique patterns and illustrations that reflect your individuality. Simply pick your colors, grab your

paintbrushes, and start transforming your hats, bandanas, totes, denim, or any other fabric. Let your imagination soar!



5. Rhinestones and Studs: Sparkling Glamour

If you're a fan of all things shiny and glamorous, rhinestones and studs are the perfect way to personalize your clothing. These dazzling embellishments add a touch of bling and instantly elevate any outfit. Whether you want to go for a subtle

sparkly design or create a bold statement piece, rhinestones and studs can be easily applied to hats, bandanas, totes, denim, and more. Use fabric glue or an iron-on adhesive to ensure they stay in place and let your clothing shine!



6. Embellished Patches: Mixing Textures

If you're feeling particularly adventurous and want to take your personalization game to the next level, try combining patches with other embellishments. You can sew on beads, sequins, lace, or even feathers to create a unique and textured design. This approach allows you to experiment with different materials and create a statement piece that is entirely your own. Let your imagination run wild and enjoy the process of mixing textures and colors on your hats, bandanas, totes, denim, or any other clothing item.



Personalizing your hats, bandanas, totes, denim, and favorite clothing items is a fantastic way to express your individuality and elevate your style. With these easy and exciting techniques, you can transform plain pieces into unique and eye-catching creations. Whether you choose embroidery, patches, tie-dye, fabric paint, rhinestones and studs, or a combination of them all, the options are limitless. So, unleash your creativity, have fun, and let your personalized clothing pieces shine!



Beautiful Embroidered Accessories: Easy Ways to Personalize Hats, Bandanas, Totes, Denim and Your Favorite Clothing by Tamsin Harvey(Kindle Edition)

★★★★☆ 4.6 out of 5

Language : English

File size : 265432 KB

Text-to-Speech : Enabled

Screen Reader : Supported

Enhanced typesetting : Enabled

Print length : 276 pages



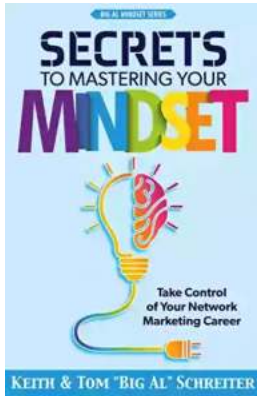
Make Everyday Accessories Pop with a Touch of Stitched Style

With Lexi Mire Brantman's creative embroidery tutorials, you can turn your clothing and accessories into wearable art. Choose from over 25 of Lexi's whimsical, bestselling designs for baseball hats, totes, bandanas, fanny packs, patches and jean jackets to add a trendy bohemian touch to your wardrobe. You can also get creative and adapt these patterns onto all kinds of clothing, including flannels and jeans, and even home accessories like tablecloths, tea towels, pillowcases and napkins.

You'll love adding floral charm to your favorite baseball cap with patterns like Bloomin' Cactus and California Dreamin' Poppies. Shop the local farmers' market in style with a too-cute tote bag decorated with Fresh Fruit. To top it all off, turn your jean jacket into a statement piece by embroidering it with a bright, vibrant Lush Peony.

Lexi's clear project instructions and step-by-step photos make stitching these patterns a breeze, even if you've never embroidered before. Her easy, modern

style is achievable for beginners and exciting for experienced embroiderers alike, so everyone can enjoy adding a fun personalized touch to their wardrobe.



Take Control Of Your Network Marketing Career

Are you tired of working long hours to build someone else's dream? Do you dream of escaping the monotonous 9-to-5 job and achieving financial freedom? ...




The Enigmatic Talent of Rype Jen Selk: A Musical Journey Like No Other

When it comes to musical prodigies, there are few that can match the enigmatic talent of Rype Jen Selk. With a musical journey that spans across genres and ignites a...



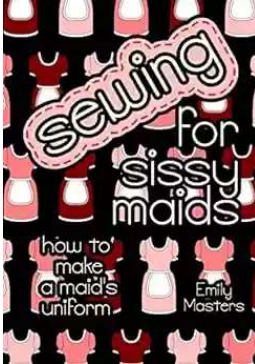
Unveiling the Rich History and Poetry of Shiraz in Iranian Studies 10

When it comes to the cultural heritage of Iran, few cities can rival the richness and significance of Shiraz. Known as the City of Love and Poetry, Shiraz has...



How Impatience Can Be Painful In French And English

: In today's fast-paced world, impatience has become an ever-present aspect of our lives. We are constantly seeking instant gratification, wanting things to happen quickly...



Sewing For Sissy Maids - Unleashing Your Creative Side

Are you ready to dive into the enchanting world of sewing for sissy maids? Whether you want to create your own beautiful sissy maid outfits or indulge in...




GST Compensation to States: Ensuring Fiscal Stability during the Pandemic

In the wake of the COVID-19 pandemic, governments around the world have been grappling with the economic fallout, trying to find ways to stabilize their economies and...



Learn How to Play Blackjack: A Comprehensive Guide for Beginners

Blackjack, also known as twenty-one, is one of the most popular card games in both brick-and-mortar and online casinos. This thrilling game of skill and luck has been...



Complete Guide Through Belgium And Holland Or Kingdoms Of The United

Welcome, travel enthusiasts, to a complete guide through Belgium and Holland - the enchanting Kingdoms of the United! This picturesque region offers a delightful...