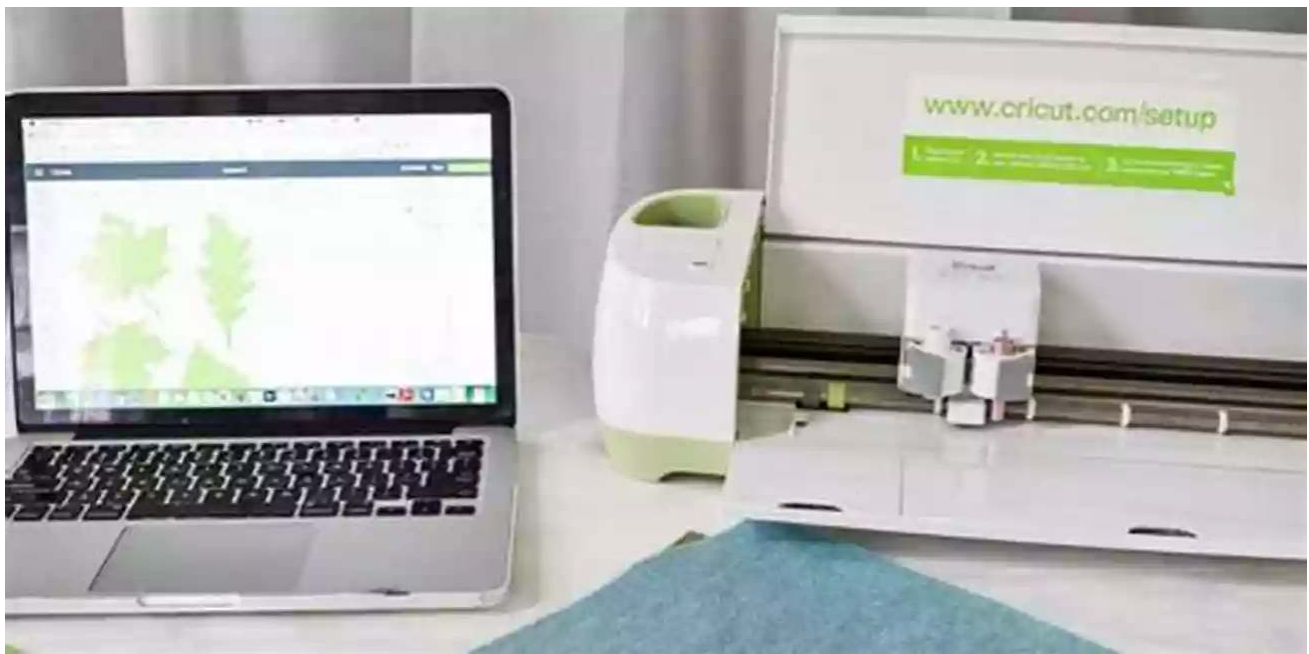


Discover the Ultimate Basic Guide To Cricut Design Space – Unleash Your Creativity

Are you ready to dive into the exciting world of Cricut Design Space? Whether you're a beginner or have been using Cricut machines for a while, this comprehensive guide will walk you through all the essential features and functionalities of Cricut Design Space.



The Art of Crafting with Cricut Design Space

Cricut Design Space is a user-friendly software that allows crafters to bring their creative visions to life. It is a cloud-based platform that seamlessly connects your computer, smartphone, or tablet to your Cricut cutting machine, enabling you to design, customize, and cut various materials with ease.

BASIC GUIDE TO CRICUT DESIGN SPACE: Step by step practical guide to cricut design space

by Sandra Weber(Kindle Edition)



★★★★☆ 4.5 out of 5

Language	: English
Paperback	: 438 pages
Item Weight	: 1.34 pounds
Dimensions	: 6.14 x 0.99 x 9.21 inches
File size	: 353 KB
Text-to-Speech	: Enabled
Screen Reader	: Supported
Enhanced typesetting	: Enabled
Lending	: Enabled
Print length	: 28 pages



Whether you want to make personalized home decor, custom clothing, intricate paper crafts, or unique gifts, Cricut Design Space provides you with the tools and flexibility to create stunning projects.

Interface and Navigation

Upon opening Cricut Design Space, you will be greeted by a clean and intuitive interface. The toolbar on the left side of the screen contains all the essential design tools, such as shapes, text, images, and more. The canvas area is where you will design and arrange your project elements, while the toolbar at the top allows you to customize your design further.



The navigation in Cricut Design Space is straightforward, making it easy for beginners to start creating right away. You can create new projects from scratch, browse and use pre-made designs, or import your own images. The software also includes a user-friendly layer panel that lets you manage and arrange the different layers of your design.

Designing and Customizing Projects

With Cricut Design Space, the possibilities for design customization are virtually endless. You can easily resize, rotate, duplicate, or flip elements to achieve the desired look. The software also offers a wide range of fonts, images, and ready-to-make projects for you to explore.



One of the standout features of Cricut Design Space is its ability to handle intricate designs and precisely cut a wide range of materials, including cardstock, vinyl, iron-on, fabric, and more. With the help of the software's print-then-cut capability, you can also add vibrant colors and detailed prints to your projects.

Working with Layers and Contouring

Layers are an essential aspect of design, and Cricut Design Space allows you to work with them effortlessly. You can group, ungroup, duplicate, and rearrange layers to create complex and visually appealing designs. Additionally, the contouring feature enables you to hide or modify specific parts of an image to achieve your desired outcome.

how to contour a
ROUND FACE SHAPE



Whether you're an experienced designer or a newcomer to the world of crafting, Cricut Design Space makes it easy to experiment and unleash your creativity. With each new project, you'll gain confidence and discover new techniques to make your designs truly unique.

Now that you have a basic understanding of Cricut Design Space, it's time to let your imagination run wild. Embrace this powerful software, play around with its

features, and start creating remarkable projects that showcase your talent.

Remember, the key to mastering Cricut Design Space is practice and experimentation. Don't be afraid to try new things, make mistakes, and learn from them. The world of crafting is waiting for you to explore, and Cricut Design Space is your ultimate companion on this creative journey.



DIY IRON ON PERSONALIZED HAT

with Cricut EasyPress 2

[@lizoncall.com](https://www.lizoncall.com)



Start your Cricut Design Space adventure today, and unlock a world of creativity that knows no bounds.



BASIC GUIDE TO CRICUT DESIGN SPACE: Step by step practical guide to cricut design space

by Sandra Weber (Kindle Edition)

★★★★☆ 4.5 out of 5

Language	: English
Paperback	: 438 pages
Item Weight	: 1.34 pounds
Dimensions	: 6.14 x 0.99 x 9.21 inches
File size	: 353 KB
Text-to-Speech	: Enabled
Screen Reader	: Supported
Enhanced typesetting	: Enabled
Lending	: Enabled
Print length	: 28 pages



Do you want to know everything about Cricut Design Space but don't know where to begin?

I believe that the best way to master Cricut Design Space is at the beginning. Once you understand the purpose of each icon and panel, you can really dig in and explore further.

Sometimes we can be quick to jump from one project to the next - That's okay! BTDT – But knowing your area of work will allow you to bring your creativity to a whole different level.

This article aims to give you an overview of each Icon and Panel in the Cricut Design Space Canvas Area.

As the time passes, I will create more complicated tutorials for every icon and function. If you are interested in learning more about an icon, or skill, please click

the links.

Let's first learn about the Cricut Design Space Canvas Area.

The Cricut Design Space Canvas area is where the magic happens before cutting your projects.

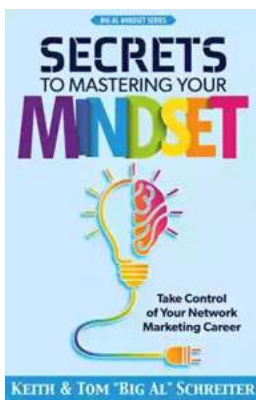
Design Space allows you to organize and touch up your creations. You can upload and use your fonts and images in this space. Cricut Access and Cartridges allow you to also access premium Cricut images and fonts.

.

- Page Content
- Cricut Design Space Canvas Tutorial for Beginners - What's all the fuss about?
- Top Panel Cricut Design Space
- Subpanel #1 Name your Project and Cut it
- Toggle menu
- Project Name
- My Projects
- Save
- Machine
- Make it
- Subpanel #2 - Editing Menu
- Undo & Redo
- Operation
- Select All

- Edit
- Align
- Arrange
- H. Flip
 - Size
- j. Rotate
- K. Position
- Font I. Font
- m. Style
- n. Font Size, Letter & Line Space
- o. Alignment
- p. Curve
- p. Advance
- Left Panel - Insert Shapes, Images & More
- b. Templates
- c. Projects
- d. Images
- Text. Text
- Shapes
- Upload
- Right Panel: Learn all about Layers

- Group, Ungroup and Duplicate
- Operation
- Layer Visibility
- Blank Canvas
- Slice, Weld Attach, Flatten, Flatten, and Contour
- Slice
- Weld
- Attach
- Flatten
- Contour
- Color Sync
- Canvas Area
- Canvas Grid and Measurements
- Selection
- Zoom In and Out



Take Control Of Your Network Marketing Career

Are you tired of working long hours to build someone else's dream? Do you dream of escaping the monotonous 9-to-5 job and achieving financial freedom? ...




The Enigmatic Talent of Rype Jen Selk: A Musical Journey Like No Other

When it comes to musical prodigies, there are few that can match the enigmatic talent of Rype Jen Selk. With a musical journey that spans across genres and ignites a...



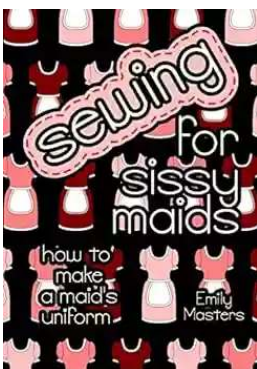
Unveiling the Rich History and Poetry of Shiraz in Iranian Studies 10

When it comes to the cultural heritage of Iran, few cities can rival the richness and significance of Shiraz. Known as the City of Love and Poetry, Shiraz has...



How Impatience Can Be Painful In French And English

: In today's fast-paced world, impatience has become an ever-present aspect of our lives. We are constantly seeking instant gratification, wanting things to happen quickly...



Sewing For Sissy Maids - Unleashing Your Creative Side

Are you ready to dive into the enchanting world of sewing for sissy maids? Whether you want to create your own beautiful sissy maid outfits or indulge in...




GST Compensation to States: Ensuring Fiscal Stability during the Pandemic

In the wake of the COVID-19 pandemic, governments around the world have been grappling with the economic fallout, trying to find ways to stabilize their economies and...



Learn How to Play Blackjack: A Comprehensive Guide for Beginners

Blackjack, also known as twenty-one, is one of the most popular card games in both brick-and-mortar and online casinos. This thrilling game of skill and luck has been...



Complete Guide Through Belgium And Holland Or Kingdoms Of The United

Welcome, travel enthusiasts, to a complete guide through Belgium and Holland - the enchanting Kingdoms of the United! This picturesque region offers a delightful...