

# Catio Building Tips For The Diyer

Do you love spending quality time with your feline companion but worry about their safety outdoors? A catio might be the perfect solution for you! A catio, short for "cat patio," is an enclosed outdoor space designed specifically for cats to enjoy the fresh air and sunshine while keeping them safe from potential dangers.

Building a catio can be a fun and rewarding DIY project, and in this article, we will provide you with some valuable tips to make the process as smooth as possible. Whether you are an experienced builder or a beginner, these tips will ensure that your catio is not only safe but also aesthetically pleasing.

## Planning and Design

The first step in building a catio is to plan and design the structure. Think about the size and shape that would work best for your space and your cats' needs. Consider factors such as the number of cats, their activity levels, and how much space you have available in your backyard or balcony.



## Catio Building Tips for the DiYer

by Rosie Blythe (Kindle Edition)

★★★★☆ 4.1 out of 5

Language : English

File size : 1789 KB

Text-to-Speech : Enabled

Screen Reader : Supported

Enhanced typesetting : Enabled

Print length : 55 pages



Also, think about the materials you want to use. Wood is a popular choice for catios, as it offers stability and can easily be customized to fit your design preferences. Make sure to choose non-toxic materials that will not harm your cats if they decide to chew on them.

It's essential to include different elements in your catio design to keep your cats entertained. Consider adding shelves, ramps, scratching posts, and perches for your cats to climb, play, and relax. Remember, the more engaging the catio is, the more your cats will enjoy it.

## **Choosing the Location**

When selecting the location for your catio, there are a few things to keep in mind. Firstly, it should be easily accessible for your cats. If you have a cat door, ensure that the catio entrance is located nearby. This will encourage your cats to use the catio more frequently.

Secondly, consider the direction of sunlight throughout the day. Cats love basking in the sun, so it's best to choose a spot where the catio will receive plenty of light. However, make sure there are shaded areas as well, allowing your cats to find relief from the sun's rays when they need it.

Additionally, consider the outdoor view. Cats love observing their surroundings, so having a catio with a view of the garden or other interesting elements will make it even more appealing to them.

## **Ensuring Safety**

The main purpose of a catio is to provide your cats with a safe outdoor environment. Therefore, it's essential to ensure that the catio is secure and

escape-proof. Use sturdy materials for the walls, roof, and flooring to prevent any potential breakouts or intrusions.

Depending on your location and the potential dangers in the area, you might want to consider adding a roof or netting to the top of the catio. This will protect your cats from birds of prey and other animals that may pose a threat.

It's also crucial to check for any poisonous plants or substances in and around the catio area. Cats are curious creatures and may nibble on plants or chew random objects. Remove any potentially harmful items to ensure your cats' safety.

## **Adding Comfort and Entertainment**

A catio is not just a safe outdoor space for your cats; it can also be a haven of comfort and entertainment. Consider adding cozy beds, toys, and scratching posts to make the catio even more enjoyable for your feline friends.

Provide different textures and surfaces for your cats to explore. Some cats love lounging on soft beds, while others enjoy the rough surface of a scratching post. Cater to your cats' preferences to make the catio their favorite spot.

Furthermore, consider adding plants or planters inside the catio. Certain cat-safe plants can create a beautiful natural environment and provide additional sensory stimulation for your cats.

## **Maintenance and Cleaning**

Finally, it's crucial to establish a regular cleaning and maintenance routine for your catio. Cats shed fur and may leave behind litter or food messes. Design the catio with easy-to-clean materials, and regularly sweep or vacuum the area to keep it tidy.

Inspect the structure regularly for signs of wear and tear, especially if you live in an area with severe weather conditions. Repair any damaged areas promptly to ensure the catio remains safe and sturdy.

By following these catio building tips, you can create a safe and enjoyable outdoor space for your cats to explore. Not only will it provide them with mental and physical stimulation, but it will also give you peace of mind knowing they are protected.

Start planning your catio project today and give your cats the gift of a safe outdoor experience!



## Catio Building Tips for the DIYer

by Rosie Blythe(Kindle Edition)

★★★★☆ 4.1 out of 5

Language : English

File size : 1789 KB

Text-to-Speech : Enabled

Screen Reader : Supported

Enhanced typesetting : Enabled

Print length : 55 pages



Catio Building Tips for the DIYer

The Dos and Don'ts

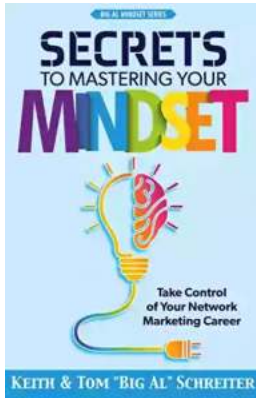
Why build a Catio

Where to build a Catio

To hire a pro or do it yourself

Construction Material recommendations

Tips from the Pros



## Take Control Of Your Network Marketing Career

Are you tired of working long hours to build someone else's dream? Do you dream of escaping the monotonous 9-to-5 job and achieving financial freedom? ...




## The Enigmatic Talent of Rype Jen Selk: A Musical Journey Like No Other

When it comes to musical prodigies, there are few that can match the enigmatic talent of Rype Jen Selk. With a musical journey that spans across genres and ignites a...



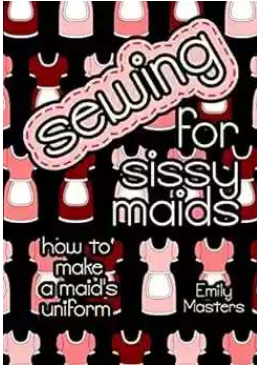
## Unveiling the Rich History and Poetry of Shiraz in Iranian Studies 10

When it comes to the cultural heritage of Iran, few cities can rival the richness and significance of Shiraz. Known as the City of Love and Poetry, Shiraz has...



## How Impatience Can Be Painful In French And English

: In today's fast-paced world, impatience has become an ever-present aspect of our lives. We are constantly seeking instant gratification, wanting things to happen quickly...



## Sewing For Sissy Maids - Unleashing Your Creative Side

Are you ready to dive into the enchanting world of sewing for sissy maids? Whether you want to create your own beautiful sissy maid outfits or indulge in...




## GST Compensation to States: Ensuring Fiscal Stability during the Pandemic

In the wake of the COVID-19 pandemic, governments around the world have been grappling with the economic fallout, trying to find ways to stabilize their economies and...



## Learn How to Play Blackjack: A Comprehensive Guide for Beginners

Blackjack, also known as twenty-one, is one of the most popular card games in both brick-and-mortar and online casinos. This thrilling game of skill and luck has been...



## Complete Guide Through Belgium And Holland Or Kingdoms Of The United

Welcome, travel enthusiasts, to a complete guide through Belgium and Holland - the enchanting Kingdoms of the United! This picturesque region offers a delightful...

