

# 10 Step By Step Guide Projects Tools Materials that will Transform Your DIY Skills

Are you eager to take on some new DIY projects but unsure where to start? Look no further! In this comprehensive guide, we'll walk you through 10 exciting projects, providing step-by-step instructions and recommending essential tools and materials. Whether you're a seasoned DIY enthusiast or a beginner looking to learn some new skills, these projects will help you elevate your craftsmanship to the next level. So, grab your tools, put on your work gloves, and let's get started!

## **1. Build Your Own Bookshelf**

Creating a bookshelf from scratch is a fulfilling project that combines functionality and creativity. Start by gathering the necessary materials, such as high-quality wood, screws, and sandpaper. In this step-by-step guide, we'll outline the exact measurements and cuts needed for each piece. Additionally, we'll share tips for achieving a smooth finish and offer guidance on staining or painting your bookshelf to match your aesthetic preferences.

## **2. Construct a Raised Garden Bed**

If you have a love for gardening, building a raised garden bed is an excellent way to enhance your outdoor space. In this project, we'll demonstrate the construction process using timber and hardware cloth. You'll learn how to determine the ideal dimensions for your garden bed, how to level the ground, and how to secure the corners for stability. Additionally, we'll discuss the best soil types and offer tips for maintaining a thriving garden.



## **PUNCH NEEDLE - for beginners & first-timers.: Step-by-step guide / Projects / Tools & Materials.**

by Diane D. Knott(Kindle Edition)

★★★★☆ 4.3 out of 5

Language : English

File size : 95627 KB

Text-to-Speech : Enabled

Screen Reader : Supported

Enhanced typesetting : Enabled

Print length : 312 pages

Lending : Enabled



### **3. Install a Backsplash in Your Kitchen**

Revamp the appearance of your kitchen by installing a stylish backsplash. From subway tiles to mosaic patterns, the possibilities are endless. This step-by-step guide will teach you how to measure the area accurately, prepare the surface, and apply the adhesive and grout. We'll also provide recommendations for easy-to-use tools, such as hammers, tile cutters, and trowels. Give your kitchen a stunning upgrade with this DIY project!

### **4. Create a Custom Picture Frame**

Add a personal touch to your home decor by crafting your own picture frames. This project offers endless opportunities for customization. We'll guide you through the steps of measuring and cutting the frame pieces, assembling them using strong joints, and finishing with your desired color or stain. Additionally, we'll suggest tools like miter saws and clamps that will make the process smoother. Showcase your favorite memories with pride using your handmade frames!

### **5. Build a Garden Bench**

Transform your outdoor space into a peaceful oasis with a garden bench. In this project, we'll show you how to construct a sturdy bench with comfortable seating using affordable wood and basic tools. We'll provide detailed instructions for measuring and cutting the components, assembling the bench, and finishing it with weather-resistant sealant or paint. Discover the joy of sitting back and admiring your handiwork in your own handmade garden bench.

## **6. Refinish Your Hardwood Floors**

There's nothing quite like the beauty of well-maintained hardwood floors. If your floors are looking worn or outdated, refinishing them can breathe new life into your space. This guide will lead you through the step-by-step process of sanding, staining, and applying a protective finish to your floors. We'll recommend tools such as sanders, stain brushes, and applicators to ensure a professional-looking result. Give your home a timeless upgrade with refinished hardwood floors.

## **7. Construct a Birdhouse**

Embrace your love for nature by building a cozy birdhouse for your feathered friends. We'll provide a complete list of materials required and offer step-by-step instructions for measuring, cutting, and assembling the birdhouse. Additionally, we'll share valuable tips on where to place your birdhouse to attract a variety of bird species. Enjoy the sights and sounds of chirping birds by adding this delightful project to your DIY repertoire.

## **8. Install Crown Molding**

Create an elegant and polished look in your home by installing crown molding. This project may seem daunting, but with our step-by-step instructions, you'll be a pro in no time. Learn how to accurately measure and cut the molding, as well as how to attach it securely to the walls using the recommended tools. We'll also

provide tips for seamlessly blending the corners for a flawless finish. Elevate your home's aesthetic with the addition of crown molding.

## **9. Build a Wooden Coffee Table**


Put your woodworking skills to the test by constructing a stunning coffee table. This guide will take you through the entire process, from selecting the right wood and making precise cuts to assembling the table and applying a protective finish. We'll recommend tools such as jigsaws, drills, and clamps that will simplify the construction process. Impress your guests with a unique centerpiece that showcases your craftsmanship and creativity.

## **10. Design and Install Floating Shelves**

Maximize storage space and add a modern touch to your walls with floating shelves. This project offers endless possibilities for customization, allowing you to design shelves that perfectly complement your home decor. We'll guide you through the steps of measuring, cutting, and installing the shelves securely. Additionally, we'll recommend the right tools, such as stud finders and levelers, to ensure a professional-looking installation. Showcase your favorite decorations or books with these stylish and functional shelves.

Now that you have a list of 10 exciting projects, it's time to gather the necessary tools and materials and get started. Whether you choose to build a bookshelf, construct a bench, or install crown molding, each project offers an opportunity to enhance your DIY skills and create something truly special. Remember to take safety precautions, enjoy the process, and have fun unleashing your creativity. Happy DIY-ing!

**PUNCH NEEDLE - for beginners & first-timers.:**  
**Step-by-step guide / Projects / Tools & Materials.**



by Diane D. Knott(Kindle Edition)

★★★★☆ 4.3 out of 5

Language : English

File size : 95627 KB

Text-to-Speech : Enabled

Screen Reader : Supported

Enhanced typesetting : Enabled

Print length : 312 pages

Lending : Enabled



# PUNCH NEEDLE- For beginners & first timers.

## Step-by-step guide / Projects / Tools & Materials.

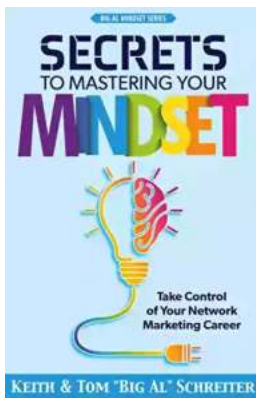
Punch needle embroidery is a traditional needle craft that can be used to make beautiful textures. The tools that are needed for this craft are very similar to those used in an embroidery. They include embroidery floss or yarn, scissors, fabric and a hoop. The punch needle itself is what makes it unique and different from normal embroidery.

Are you interested in learning a new creative skill with easy to learn techniques? Then punch needle embroidery is just the one for you!! A beautiful piece such as a clutch bag or stuffed animals can be made in a couple of hours. The piece made with punch needle are usually one of a kind and can't be found anywhere else.

The materials needed to carry out this craft are inexpensive and easy to get. It is absolutely necessary to get the right tools, top on the list is the punch needle.

- Getting Started.
- Tools And Materials
- Mounting On A Frame
- Over 30 Punch Needle Projects.

Get a copy and happy DIY!



## Take Control Of Your Network Marketing Career

Are you tired of working long hours to build someone else's dream? Do you dream of escaping the monotonous 9-to-5 job and achieving financial freedom? ...




## The Enigmatic Talent of Rype Jen Selk: A Musical Journey Like No Other

When it comes to musical prodigies, there are few that can match the enigmatic talent of Rype Jen Selk. With a musical journey that spans across genres and ignites a...



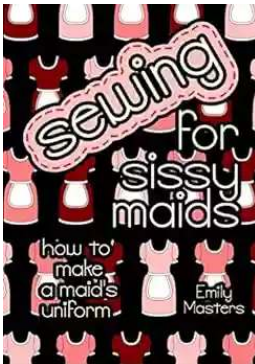
## Unveiling the Rich History and Poetry of Shiraz in Iranian Studies 10

When it comes to the cultural heritage of Iran, few cities can rival the richness and significance of Shiraz. Known as the City of Love and Poetry, Shiraz has...



## How Impatience Can Be Painful In French And English

: In today's fast-paced world, impatience has become an ever-present aspect of our lives. We are constantly seeking instant gratification, wanting things to happen quickly...




## Sewing For Sissy Maids - Unleashing Your Creative Side

Are you ready to dive into the enchanting world of sewing for sissy maids? Whether you want to create your own beautiful sissy maid outfits or indulge in...




## GST Compensation to States: Ensuring Fiscal Stability during the Pandemic

In the wake of the COVID-19 pandemic, governments around the world have been grappling with the economic fallout, trying to find ways to stabilize their economies and...



## Learn How to Play Blackjack: A Comprehensive Guide for Beginners

Blackjack, also known as twenty-one, is one of the most popular card games in both brick-and-mortar and online casinos. This thrilling game of skill and luck has been...



## Complete Guide Through Belgium And Holland Or Kingdoms Of The United

Welcome, travel enthusiasts, to a complete guide through Belgium and Holland - the enchanting Kingdoms of the United! This picturesque region offers a delightful...