

10 Easy To Make Projects With Modern Edge


Are you looking to add a modern touch to your home decor? Do you want to create unique and stylish pieces with your own hands? Look no further! In this article, we will explore 10 easy-to-make projects that will bring a modern edge to your living space. These projects are not only fun to create, but they will also showcase your creativity and add a touch of sophistication to your home. Let's dive in!

1. Geometric Wall Art

Add a contemporary twist to your walls by creating your own geometric wall art. This project involves using wooden panels or canvas and painting them with bold and contrasting geometric patterns. Hang them on your walls to instantly elevate the look of any room.

2. Concrete Planters

Concrete planters have become extremely popular in modern interior design. Create your own by mixing concrete and molding it into various shapes, such as cubes or cylinders. You can even add unique textures or paint them in trendy colors to match your decor.



Colorful Quilts for Fabric Lovers: 10 Easy-to-Make Projects with a Modern Edge by Amy Walsh(Kindle Edition)

★★★★☆ 4.8 out of 5

Language : English
File size : 25340 KB
Text-to-Speech : Enabled
Screen Reader : Supported
Enhanced typesetting: Enabled
Print length : 80 pages



3. Minimalist Floating Shelves

Replace traditional shelves with minimalist floating shelves for a sleek and modern look. These shelves are easy to make using sturdy wooden boards and hidden brackets. They create an illusion of floating and can be customized to fit any desired length or width.

4. Industrial Pipe Bookshelf

Add an industrial touch to your home by building a bookshelf using metal pipes and wooden planks. This unique piece will not only provide ample storage for your books but also act as a statement furniture item, adding character to your living space.

5. Macrame Wall Hangings

Macrame wall hangings are making a comeback in modern decor. Create your own by learning a few basic macrame knots and using rope or yarn of your choice. These beautiful and intricate wall hangings will add texture and style to your walls.

6. Abstract Canvas Paintings

Unleash your inner artist and create abstract canvas paintings to spruce up your walls. Use bold colors and experimental techniques to create visually stunning artworks that will become the focal point of any room.

7. DIY Terrariums

Bring a touch of nature indoors by creating your own DIY terrariums. Choose interesting glass containers and fill them with various succulents, pebbles, and

moss. These low-maintenance mini gardens will add freshness and a modern twist to any space.

8. Upcycled Light Fixtures

Give new life to old light fixtures by upcycling them with a modern twist. For example, you can spray paint a vintage chandelier in a bold color or decorate a plain pendant light with geometric patterns. These unique fixtures will add a statement piece to your home.

9. DIY Concrete Clock

Create a functional and stylish concrete clock by pouring concrete into a mold and adding clock mechanisms. This project is simple yet eye-catching, and the concrete material adds an industrial touch to your decor.


10. Customized Photo Collage

Showcase your favorite memories by creating a customized photo collage. Print out your favorite pictures and arrange them in a unique pattern or shape. You can even use different frames or create a floating effect by attaching strings to the photos.

As you can see, adding a modern edge to your home decor doesn't have to be complicated or expensive. These 10 easy-to-make projects allow you to unleash your creativity and create stunning pieces that reflect your personal style. So grab your tools and start crafting to transform your living space into a modern haven!

Colorful Quilts for Fabric Lovers: 10 Easy-to-Make Projects with a Modern Edge by Amy Walsh(Kindle Edition)

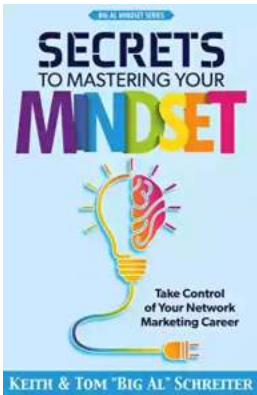
★★★★☆ 4.8 out of 5
Language : English
File size : 25340 KB



Text-to-Speech : Enabled
Screen Reader : Supported
Enhanced typesetting : Enabled
Print length : 80 pages



The masterminds behind Blue Underground Studios bring you 10 colorful new quilts that are perfect for your cherished scraps, a new collection of fat quarters, or just a wild mash-up of your favorite prints and batiks! Each project includes the yardage requirements and cutting instructions for multiple quilt sizes. Play with color and size with these easy-to-construct modern quilts.



Take Control Of Your Network Marketing Career

Are you tired of working long hours to build someone else's dream? Do you dream of escaping the monotonous 9-to-5 job and achieving financial freedom? ...



The Enigmatic Talent of Rype Jen Selk: A Musical Journey Like No Other

When it comes to musical prodigies, there are few that can match the enigmatic talent of Rype Jen Selk. With a musical journey that spans across genres and ignites a...



Unveiling the Rich History and Poetry of Shiraz in Iranian Studies 10

When it comes to the cultural heritage of Iran, few cities can rival the richness and significance of Shiraz. Known as the City of Love and Poetry, Shiraz has...



How Impatience Can Be Painful In French And English

: In today's fast-paced world, impatience has become an ever-present aspect of our lives. We are constantly seeking instant gratification, wanting things to happen quickly...



Sewing For Sissy Maids - Unleashing Your Creative Side

Are you ready to dive into the enchanting world of sewing for sissy maids? Whether you want to create your own beautiful sissy maid outfits or indulge in...



GST Compensation to States: Ensuring Fiscal Stability during the Pandemic

In the wake of the COVID-19 pandemic, governments around the world have been grappling with the economic fallout, trying to find ways to stabilize their economies and...

HOW TO PLAY